

ELEVATION A



SIMILAR TO CRAFTSMAN STYLE A

ARTIST'S CONCEPT



ELEVATION B

ARTIST'S CONCEPT

**BACK TO BACK
TOWNHOMES**
3 BEDROOM

ELEVATION A: 1546 SQ.FT.
ELEVATION B: 1549 SQ.FT.

The Grey Trail

Greystone
VILLAGE

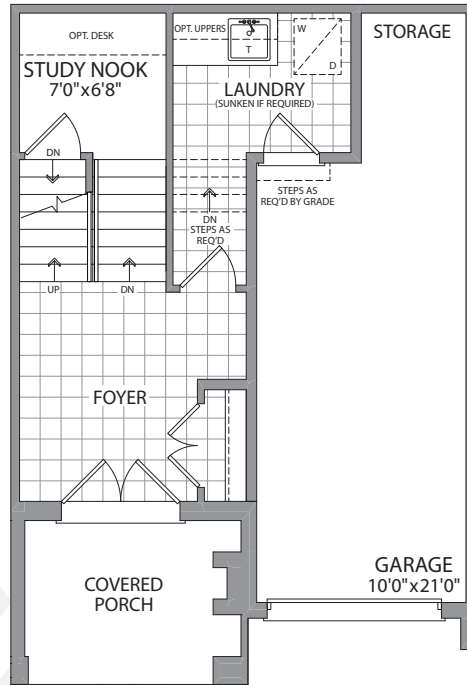
Prices, figures, illustrations, sizes, features and finishes are subject to change without notice. Areas and dimensions are approximate and actual usable floor space may vary from stated area, as Open to Below area is included. Layout may be reverse of the unit purchased. E. & O. E. NOVEMBER 2022. **B2B-2**

BACK TO BACK TOWNHOMES
3 BEDROOM

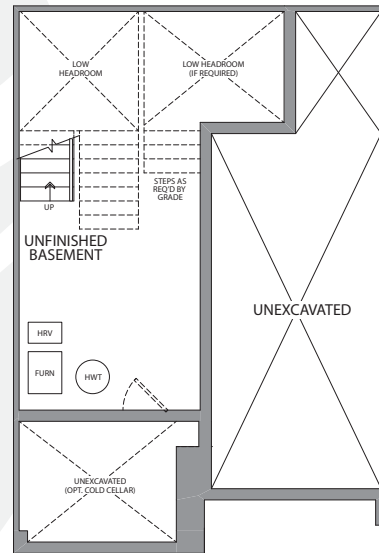
ELEVATION A: 1546 SQ.FT.

ELEVATION B: 1546 SQ.FT.

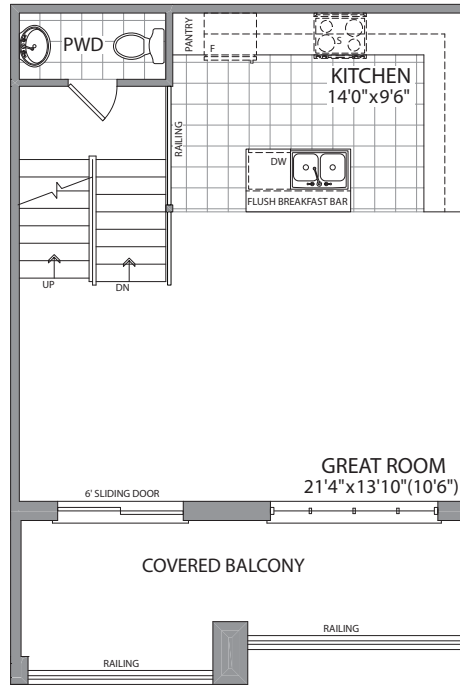
The Grey Trail



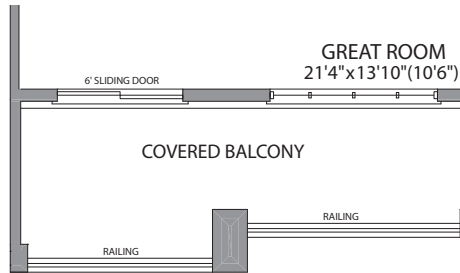
FIRST FLOOR
ELEVATION A & B



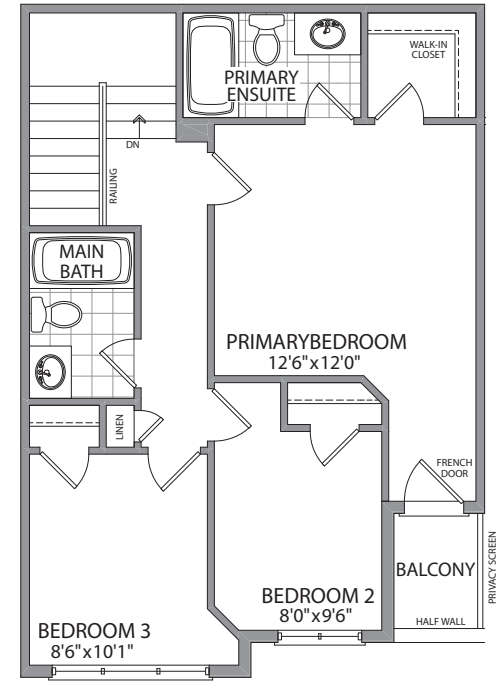
BASEMENT
ELEVATION A & B



SECOND FLOOR
ELEVATION A



SECOND FLOOR
ELEVATION B



THIRD FLOOR
ELEVATION A

Prices, figures, illustrations, sizes, features and finishes are subject to change without notice. Areas and dimensions are approximate and actual usable floor space may vary from stated area, as Open to Below area is included. Layout may be reverse of the unit purchased. E. & O. E. NOVEMBER 2022. **B2B-2**